



CONCRETE

## DOWNTOWN

GRES PORCELLANATO A MASSA COLORATA  
FULL BODY COLORED PORCELAIN

**9,5 mm**  
80x80 nat.

**8,5 mm**  
60x60 nat.  
30x60 nat. / R11

# DOWNTOWN

## IVORY

9,5 mm

80x80	nat rett.	<b>DWR52050</b>	F 60,50
-------	-----------	-----------------	---------

8,5 mm

60x60	nat rett.	<b>DWR01050</b>	F 54,50
-------	-----------	-----------------	---------

30x60	nat rett.	<b>DWR03050</b>	F 50,50
-------	-----------	-----------------	---------



## ECRU

8,5 mm

60x60	nat rett.	<b>DWR01100</b>	F 54,50
-------	-----------	-----------------	---------

30x60	nat rett.	<b>DWR03100</b>	F 50,50
-------	-----------	-----------------	---------



# DOWNTOWN

CONCRETE

## EARTH

8,5 mm

60x60	nat rett.	<b>DWR01150</b>	F 54,50
-------	-----------	-----------------	---------

30x60	nat rett.	<b>DWR03150</b>	F 50,50
-------	-----------	-----------------	---------



## ASH

9,5 mm

80x80	nat rett.	<b>DWR52200</b>	F 60,50
-------	-----------	-----------------	---------

8,5 mm

60x60	nat rett.	<b>DWR01200</b>	F 54,50
-------	-----------	-----------------	---------

30x60	nat rett.	<b>DWR03200</b>	F 50,50
-------	-----------	-----------------	---------



# DOWNTOWN

## GRAPHITE

8,5 mm

60x60 nat rett. **DWR01250** F 54,50

30x60 nat rett. **DWR03250** F 50,50



## MATITE ALLUMINIO - ALUMINIUM STRIPS

Articoli realizzati in alluminio anodizzato per l'uso a parete, adatti a raccordare piastrelle di diverso spessore (8,5/7/6 mm). Avvertenze per la posa e la pulizia a pag. 322  
Anodized Aluminium strips for use between wall tiles of different thicknesses (8,5/7/6 mm). Instructions for installation and cleaning page. 322



MATITA ALLUMINIO 0,5x120 4  
Parte superiore arrotondata / Rounded top.

**MATITA ALLUMINIO**  
**000086** PZ 23,50

Parte superiore arrotondata e colorata con  
resine acriliche.  
Rounded top colored with acrylic resins.

**MATITA ALLUM. ORO**  
**0008535** PZ 31,50

**MATITA ALLUM. RAME SCURO**  
**0008534** PZ 31,50



**MATITA ALLUM. WHITE**  
**000087** PZ 31,50



**MATITA ALLUM. TERRACOTTA**  
**0008530** PZ 31,50



**MATITA ALLUM. BLU**  
**0008532** PZ 31,50



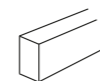
**MATITA ALLUM. VERDE**  
**0008531** PZ 31,50



**MATITA ALLUM. ARDESIA**  
**0008533** PZ 31,50



**MATITA ALLUM. BLACK**  
**000088** PZ 31,50



MATITA ALLUMINIO 0,5x120 4  
Parte superiore piatta colorata in bagno  
galvanico / Flat top colored in galvanic bath.

**MATITA ALLUM. BRONZO**  
**0000557** PZ 38,90

**MATITA ALLUM. RAME**  
**0000556** PZ 38,90

# DOWNTOWN

CONCRETE

8,5 mm



30x40 4  
**MOSAICO BRICK IVORY/ASH**  
**DWR51051** nat. rett. PZ 24,50  
(Miscelazione colori casuale - Random mixing colours)



5x80 4  
**LIST. SOLERAS ANTRACITE**  
**S1R49155** rett. PZ 7,90



1,5x60 4  
**MATITA METAL (alluminio - aluminium)**  
**DWR01001** PZ 17,90



30x40 4  
**MOSAICO BRICK ECRU/EARTH**  
**DWR51001** nat. rett. PZ 24,50  
(Miscelazione colori casuale - Random mixing colours)



5x80 4  
**LIST. SOLERAS AVANA**  
**S1R49255** rett. PZ 7,90



1,5x80 3  
**MATITA METAL (alluminio - aluminium)**  
**DKR51051** PZ 22,50

## DECORI DA RIVESTIMENTO - WALL DECORS 8,5 mm

2x80 3  
**LISTELLO FOGLIA ARGENTO (Vetro - Glass)**  
**FSR51210** PZ 44,90



5x40 4  
**\*LISTELLO WOOD**  
**DKR51055** rett. PZ 22,50

Antico legno alpino recuperato da costruzioni  
dismesse e trattato per l'utilizzo in parete e a  
pavimento.

Ogni pezzo è unico e irripetibile.  
Antique alpin wood, recovered from discontinued  
buildings and treated for floor and wall use. Every  
single piece turns out to be different and unique.

\* Art. realizzati con materiali naturali: vedi indicazioni per posa e pulizia a pag. 322 dell' area tecnica.  
Items produced with natural materials: check the technical area at page 322.

1,5x30 4  
**FASCIA VETRO PLATINO**  
**R1R03207** PZ 25,90



1,5x30 4  
**FASCIA VETRO ORO**  
**R1R03106** PZ 25,90

1,5x30 4  
**FASCIA VETRO BRONZO**  
**R1R03157** PZ 25,90

(Vetro e metalli preziosi - Glass and precious metals)

# DOWNTOWN

OUTDOOR R11 8,5 mm



# DOWNTOWN

CONCRETE



DECORI / DECORATIVE 8,5 mm	IVORY	ECRU	EARTH	ASH	GRAPHITE
MOS. QUADRETTI rett. 30x30 F 113,90 6	DWR09051	DWR09101	DWR09151	DWR09201	DWR09251
MOS. QUADRETTI walk 30x30 F 113,90 6	DWR03500	-	DWR03550	DWR03600	-
MIX SIZES rett. 30x60 F 88,50 6	DWR00050	DWR00100	DWR00150	DWR00200	-
Pcs box:	5x60 6	10x60 6	15x60 6		

PEZZI SPECIALI / SPECIAL TRIMS	IVORY	ECRU	EARTH	ASH	GRAPHITE
BATTISCOPA rett. 5,5x80 PZ 10,50 8	DWR52054	-	-	DWR52204	-
BATTISCOPA rett. 5,5x60 PZ 8,90 10	DWR01054	DWR01104	DWR01154	DWR01204	DWR01254
GRADONE TOP rett. 33x60x4,5x2 PZ 89,50 2	DWR01053	DWR01103	DWR01153	DWR01203	DWR01253
ANGOLARE TOP SX 33x60x4,5x2 PZ 121,50 1	DWR01056	DWR01106	DWR01156	DWR01206	DWR01256
ANGOLARE TOP DX 33x60x4,5x2 PZ 121,50 1	DWR01055	DWR01105	DWR01155	DWR01205	DWR01255
ELEM. L walk INCOLL. 16,5x60x5 R11 4	DWN03501A	-	DWN03551A	DWN03601A	-

## GRES PORCELLANATO A MASSA COLORATA FULL BODY COLORED PORCELAIN

Classificazione secondo norme UNI EN 14411 (ISO 13006) Allegato G-Gruppo BIa GL  
Classification in accordance with UNI EN 14411 (ISO 13006) Annex G-Group BIa GL



PROPRIETÀ FISICO-CHIMICHE PHYSICAL-CHEMICAL PROPERTIES	NORMA NORM	VALORE PRESCRITTO DALLE NORME VALUE PRESCRIBED FROM THE NORMS	VAL. / VALUE DOWNTOWN NAT.	VAL. / VALUE DOWNTOWN OUTDOOR
RESISTENZA ALLO SCIVOLAMENTO SLIP RESISTANCE	B.C.R.A. C.A.	$\mu$ 0,19 SCIVOLOSITÀ PERICOLOSA - DANGEROUSLY SLIPPERY $0,20 < \mu < 0,39$ SCIVOLOSITÀ ECCESSIVA - EXCESSIVELY SLIPPERY $0,40 < \mu < 0,74$ ATTRITO SODDISFACENTE - SATISFACTORY GRIP $\mu$ 0,75 ATTRITO ECCELLENTE - EXCELLENT GRIP	> 0,40	> 0,40
	B.C.R.A. G.B.		> 0,40	> 0,40
	ASTM C 1028 [S.C.O.F.]	SLIP RESISTANT (> 0,60)	> 0,60 DRY > 0,60 WET	> 0,60 DRY > 0,60 WET
	DIN 51130	IN FUNZIONE DELL'AMBIENTE O DELLA ZONA DI LAVORO BASING ON THE ENVIRONMENT OR THE WORKING AREA	R9	R11
	DIN 51097	-	A	A+B+C
ANSI A 137-1:2012 [D.C.O.F.]	-	$\geq 0,42$	> 0,42	> 0,42